

The Law Offices of
Fredric G. Antenberg, Chartered
Suite 409, One Mall North
10025 Governor Warfield Parkway
Columbia, Maryland 21044
Phone: (410) 730-4404
Fax: (410) 992-9113

Business Law
Civil/Criminal Law
Commercial Law
Employment Law
Estate Planning and Administration
Family Law
Juvenile Law
Personal Injury
Traffic Law
Wills
Workers Compensation

Volume 1

Issue 1

November 1998

The Question of Wills

**DO I NEED A WILL?
WHAT HAPPENS IF I
DON'T HAVE A WILL?
WHO GETS WHAT?
WHAT HAPPENS TO MY
CHILDREN?**

Let's face it, dying is a depressing subject! The average person avoids the subject as much as possible. However, avoiding this subject can hurt your family. If you die unexpectedly or unprepared, it is your family left with the job of wrapping up your affairs and settling the estate. Preparing a Will is more about your family than about your death. By taking the time to organize and prepare the right documents, you can ensure that your family will be okay no matter what happens.

The first thing most people should consider is if they need a Will. If you die without a Will in Maryland, your assets are calculated by the State and then divided and distributed according to Maryland Testate Law. The State determines

who receives what and how much they receive. Of course, this process takes a great deal of time and delays the distribution of your estate. It also increases the possibility of unnecessary estate taxes and added estate settlement costs. To properly settle your estate, your spouse or relatives will be required to spend a great deal of time and money during what is already a difficult period. Preparing a Will can avoid these problems.

There are numerous benefits to preparing a Will. The first and most obvious is the ability to control who receives what and how much they receive. You can designate what property goes to which relative. A Will allows you to distribute family heirlooms whether priceless or of a sentimental value. It establishes trusts which provide financial support for the family. You can also designate your own personal representative (executor), suggest potential guardians for your children and provide instructions about their

upbringing. Wills can help to streamline the estate settlement process, protect your estate from an estranged spouse and establish trusts which provide financial support for family.

Estate planning does not just involve a Will. Smart people consider and use other documents or tools to better plan for those unforeseen circumstances. A General Power of Attorney allows

someone you choose and trust to make important decisions in the event you suffer a severe disability. A Living Will provides the opportunity to express your wishes and decisions when you cannot express them yourself. Trusts allow you to set up continual and reliable future financial support on

(continued on page 2)

Welcome to Our First Issue



In 1999, we will be celebrating 25 years in the practice of law. For a number of years, I have thought about doing a newsletter. Because we are now entering our 25th year, this "thought" has become reality with the establishment of this newsletter.

The purposes of the newsletter are:

- To remain in contact with our present and past clients.
- To provide clients with current and useful legal information that relate to client's needs.
- To provide other information which is useful and helpful but which is unrelated to law.
- To provide a little fun both for us and for our clients.

We welcome your thoughts and ideas. Let us know what topics you would like to see in future newsletters as well as your reaction to the material presented here.

Fredric G. Antenberg

ACCIDENT AFTERMATH


In places like the Baltimore-Washington area, automobile accidents are a fact of everyday life. No one wants to be in an accident, but it just happens. If you are ever involved in an accident, keep in mind that there are certain things you should and should not do.

Bam! Boom! Crunch!

First you need to stop the car. Even if you and your car were not injured, you still need to stop and assist the other people involved in the accident. Maryland law is extremely harsh on people who leave the scene of an accident. If the accident is minor, move your vehicles off the main road.

Next you need to get all uninjured passengers out of the cars and safely away from oncoming traffic. If someone appears injured, **do not** move them. You could aggravate their injuries. Once everyone is safe then administer first aid to the level you are qualified. You

should also call the police, ambulance (if needed) and fire department (if needed). If you cannot make the call, ask at least two other people to call for you. If necessary, turn on your car flashers and place flares to warn other drivers.



At this point, you need to begin collecting information about the accident. First, you must, under Maryland law, exchange identification, vehicle information, and insurance information with the other people involved. Then get the names, addresses and license plate numbers of any witnesses. Next, make notes about the accident. Try to include the weather conditions, traffic signs and lights,

direction the vehicles were traveling and as many details as you can remember. **Do not** discuss the accident with anyone but the police. When you talk to the police, try to focus on the facts and not just your opinion of what happened. After you are done making your statement to the police, get the names and badge numbers of the officers you talked with and ask for the police "report number". After the accident, report the incident to your insurance company even if you feel it was not your fault. **Do not** talk with the other driver's insurance company and definitely **do not** accept any informal settlements. If asked to make a recorded statement to the other insurance company or yours, consult with our law firm first. Finally, if you are having any medical difficulties or think you might have been injured, see your doctor.

Wills

(continued from page 1)


your own terms. And there are even more tools if you need them.

Everyone should at least consider preparing a Will. The need becomes much stronger if you have anyone who depends on you, like a spouse and/or a child. It is true that not everyone needs a Will. If you own very little assets, are unmarried, have no children and have no one depending on you, then it is

probably not necessary to draft a Will at this

time.

In most other cases, you should seriously consider doing some estate planning. Remember, the earlier you plan, the greater the savings and the better the results.



Quick Flix

Check these movies out at your local video store!

Fred (our fearless leader) recommends:

When Harry Met Sally - This romantic comedy dives into the twists and turns of modern relationships. Starring Billy Crystal and Meg Ryan.

Broadcast News - Another romantic comedy that follows the relationships of three people in the fast paced news business. Starring William Hurt and Holly Hunter.

Sharon (our office manager *extraordinaire*) recommends:

The Big Chill - A group of old college friends reunite for the funeral of their friend and learn that how things can change but stay the same. Kevin Kline and Glenn Close head an all-star cast. A must see for baby-boomers.

Matt (our law clerk *par excellence*) recommends:

Copland - This drama has some great performances and a good story. Starring Sly Stallone (like you never seen him before), Harvey Keitel and Robert DeNiro.

Heat - This crime-drama delivers it all. Starring Robert DeNiro, Al Pacino, Val Kilmer, Ashley Judd and Tom Sizemore.

Fred's Famous Szechwan Chicken

Friends have told me that my Szechwan Chicken is very good, so I thought I would share the recipe with you.

Here is what you need to start:

- Approximately 2 lbs. of boneless chicken breasts, cut in about 2-inch squares
- Kame Szechwan Sauce (can be purchased at Safeway)
- Brown sugar (starting with 2 tablespoons and adding according to your taste)
- Corn starch
- Chinese cooking wine
- Spring onions
- Red peppers
- Green peppers
- Water chestnuts
- Soy sauce
- 1/2 cup fresh ginger
- 1/3 cup garlic (or more, depending on your taste)
- Peanut oil
- 1 cup long grain rice

Start off by boiling 2 cups of water and adding 1 cup of long-grain rice. After bringing the water and rice to a boil, move the flame or heat to Low and let the rice simmer for 20 minutes. (You don't need a rice cooker but be sure to keep the lid on the rice. Check it periodically as 20 minutes will produce almost perfect rice so long as the heat is Low.)

Clean the breasts of chicken and cut into pieces. Pour 1/4 cup of the cooking wine to a large frying pan and bring it to a low boil. Keep at a very low boil and add the cut-up

chicken. (Be certain not to overcook the chicken as toughness will result. Depending on the thickness of the chicken, 5 minutes of each side is a general cooking time. Experiment by cutting a piece through the center to be sure it is cooked as you desire.)

Peel the fresh ginger using a potato peeler to remove the thin skin. Place the ginger in a food grinder and grind it into small bits. Do the same with the cloves of garlic.

Put 1/3 cup of peanut oil in a large frying pan and heat the ginger and garlic together in the oil for about 5 minutes, stirring, and then add the cooked chicken, having saved the broth from the chicken for later in this recipe.

The Kame Szechwan Sauce should be diluted, depending on how "hot" you wish the Szechwan sauce to be. Initially, I would recommend that you use 1/2 of the bottle and 3 times the amount of water to the 1/2 bottle of sauce. Check the taste as to its intensity and determine

whether you want to dilute it with water or add more sauce to make it "hotter" or spicier.

In a separate wok, combine 1/2 bottle of Kame sauce and 3 times as much water, bringing to a slow boil. Add the chicken and cook for approximately 7 minutes at a very low heat. (Do not let the liquid boil any further at this point.)

In another frying pan, put several tablespoons of peanut oil and add red peppers, green peppers, and spring onions which have already been cut into small wedges. Cover and heat for approximately 7 to 8 minutes. (By the time the chicken is cooked, the vegetables should have a very nice warmth to them.)

Add the vegetables to the Szechwan sauce and chicken along with the water chestnuts, previously sliced. (Ahead of time, if you want to add greater taste to the water chestnuts, my suggestion is to pour a small amount, probably no more than 2 ounces of soy sauce and let the soy sauce be absorbed by the water chestnuts for about 3


minutes. Then drain the excess soy sauce.)

Add the brown sugar to all the ingredients and bring everything to a boil.

Having mixed approximately 2 tablespoons of corn starch with about 6-7 oz. of water, slowly mix the corn-starch and water into the chicken/vegetables/sauce and stir, making the Szechwan sauce thicker.

Place approximately 1/2 to 2/3 cup of rice onto a plate and add the Szechwan chicken and vegetables over the rice. Serve with a nice red wine and let me know what you think! -Fred

P.S. - You can substitute beef for the chicken.



FA LAW is published quarterly for clients and friends of The Law Offices of Fredric G. Antenberg, Chartered. We are here to answer your questions, so give us a call. Remember, your initial consultation is free.

Editors
Fred Antenberg
Sharon Chapman
Matt O'Brien

Concept
Fred Antenberg

Design & Layout
J&C Dodd Associates

CLIP AND PLACE THIS IN YOUR GLOVE BOX

Accident Checklist

- Get all uninjured passengers to safety.
- Turn off all vehicle engines to avoid fire.
- Do not move an injured person.
- Administer first aid.
- Call the police immediately or ask at least two people to call.
- If needed, call or have someone else call for ambulance and/or fire engine.
- If the accident is minor, move your vehicles off the main road.
- Turn on flashers and put out flares to warn other drivers.
- Exchange identification, vehicle and insurance information.
- Get the names, addresses or license plate numbers of witnesses.
- Make short notes about accident. (Weather, lights, directions, etc.)
- Do not discuss the accident with anyone other than the police.
- Explain the facts to police.
- Get officer(s)'s name(s) and badge number(s).
- Ask for the "report number".
- Report to your insurance.

Remember:

DO NOT TALK TO OTHER DRIVER'S INSURANCE COMPANY
DO NOT ACCEPT AN INFORMAL SETTLEMENT.

Fredric G. Antenberg, Chartered
Suite 409, One Mall North
10025 Governor Warfield Parkway
Columbia, Maryland 21044
(410) 730-4404
Fax: (410) 992-9113

Parting Shots

Sometimes, you've got to laugh. No one, especially lawyers, should take themselves too seriously. With that in mind, we present some of the better lawyer jokes we have heard in the past few months. Enjoy.

A young inexperienced attorney was sent to defend a client accused of robbery. After days of trial, the case was won; the client was acquitted and released. Excited about his success, the attorney sent a fax from the courthouse to his firm saying "Justice prevailed." The senior partner immediately replied, "Appeal immediately!"

Satan was building a fence around hell one day when St. Peter saw him and noticed that the fence was on their side a little.

ST. PETER: "Look, Satan, you'll have to move the fence over to your side."

SATAN: "I built the fence to keep my people in, and I ain't gonna move it one inch."

ST. PETER: "Then you leave me no choice. I'll have to sue you!"

SATAN: "Ha! Where do you think you'll get a lawyer?"

Got a good lawyer joke to share? Send it in and we will look it over.

Quick Quotes

Guess who said each of the following quotes:

1. "A courtroom is not a place where truth and innocence inevitably triumph; it is only an arena where contending lawyers fight not for justice, but to win."
2. "I know nothing except the fact of my ignorance."
3. "Loyalty to petrified opinion never yet broke a chain or freed a human soul."

Answers: 1. Clarence Darrow 2. Socrates 3. Samuel Clemens